

**POCKET GUIDE**

**FROM VERSION  
Q22 ONWARDS**

# BT MINI

PREMIUM ESSENTIAL INTERCOM

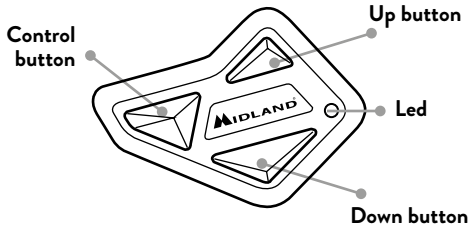
 **ENGLISH**



 **MIDLAND®**

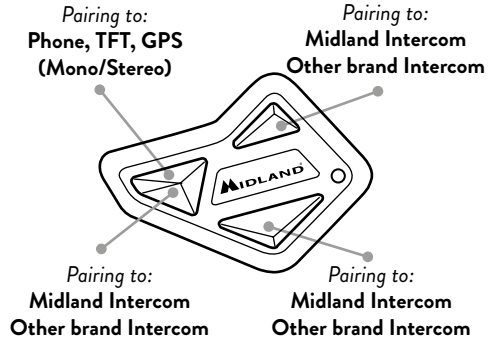
# ON/OFF

## KEY DESCRIPTION



# PAIRINGS

## PAIRINGS DESCRIPTION



**Note:** you can pair in total up to 3 intercom devices (Midland and/or other brands). The pairing on one button overwrites the previous one.

## SWITCH ON

**Press for 3 seconds**

3"

Flashes

Power on

## SWITCH OFF

**Press together for 3 seconds**

3"

Flashes

Power off

## PHONE, TFT, GPS PAIRING

### STATUS: UNIT OFF

**Press for 7 seconds**

7"

Pairing phone

Flashes

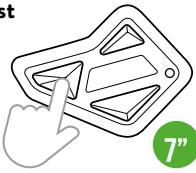
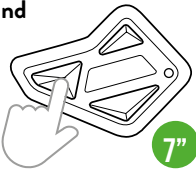




Select BT Mini on phone, GPS or TFT

Pairing successful

# PAIRINGS

## MIDLAND INTERCOM PAIRING

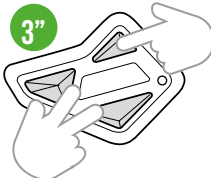

**STATUS: UNIT ON**

1st 	2nd 
<b>Press for 7 seconds</b>	<b>Press for 7 seconds</b>
 Flashes	 Flashes
 Pairing intercom	 Pairing intercom
<b>Pairing successful</b>	

**Note:** By following the same procedure, it is possible to pair two further devices to the **Up** or **Down** buttons.

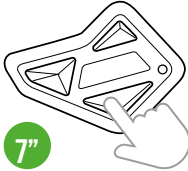
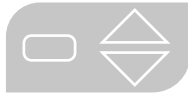


## RESET BLUETOOTH PAIRINGS

**STATUS: UNIT ON**

	<b>Press together for 3 seconds</b>
	Confirmation (3 sec.)

## OTHER BRAND INTERCOM PAIRING (UNIVERSAL INTERCOM)

**STATUS: UNIT ON**

	
<b>Press for 7 seconds</b>	Use the phone pairing procedure
 Flashes	
 Intercom pairing	
<b>Pairing successful</b>	

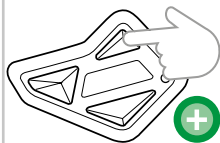
**Note:** By following the same procedure, it is possible to pair two further devices to the **Up** or **Control** buttons.

**Note:** you can pair in total up to 3 intercom devices (Midland and/or other brands). The pairing on one button overwrites the previous one.

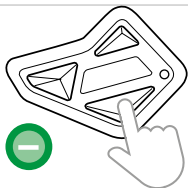
Frequency (GHz)	Max power (mW)
2.402 - 2.480	100

## VOLUME ADJUSTMENT

STATUS: WHILE LISTENING TO AN AUDIO SOURCE (INTERCOM, MUSIC, PHONE CALL)



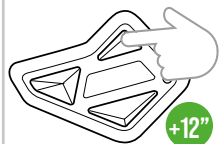
Keep pressed to increase the volume



Keep pressed to decrease the volume

## CHANGE LANGUAGE

STATUS: UNIT ON



Keep pressed for more than 12 seconds

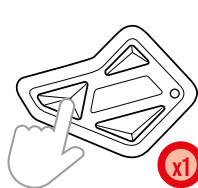


“Battery status” in the various languages. Release the button as soon as you hear the announcement in the desired language

## INTERCOM

### TO OPEN/CLOSE INTERCOM MANUALLY

STATUS: UNIT ON AND ALREADY PAIRED



Press once



Beep

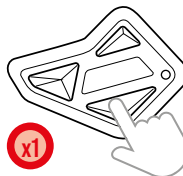


Flashes

**Note:** to communicate with the other intercom paired to Up/Down keys, repeat the procedure on the correspondent buttons.

### TO OPEN/CLOSE UNIVERSAL INTERCOM

STATUS: UNIT ON AND ALREADY PAIRED



Press once



Beep



Flashes

**Note:** to open/close the audio with a different brand device, use the voice call command (for some models, it is required to send the voice call twice).

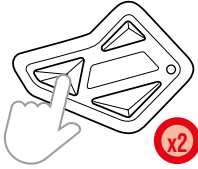
**Note:** to communicate with the other intercom paired to Up/Control keys, repeat the procedure on the correspondent buttons.

# PHONE

## TO MAKE A CALL

**STATUS: UNIT ON AND PAIRED TO A PHONE**

**Press twice**



Voice Assistance response (Google assistant, Siri)



Give instructions



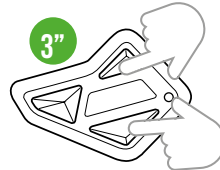
Flashes



Call

## TO ENABLE THE AUTOMATIC RESPONSE

**STATUS: UNIT ON**



**press 3''**

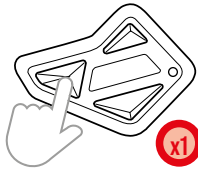


Enable




Flashes

## TO ANSWER/END/REJECT A CALL



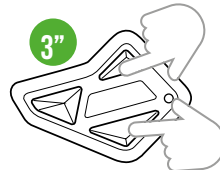
**Press once to answer/end a call**



**Press for 3 seconds to reject a call**

## TO DISABLE THE AUTOMATIC RESPONSE

**STATUS: UNIT ON**



**Press 3''**



Disable



Flashes

**Note:** if the Automatic Response is enabled, the phone automatically answers after 8 seconds.

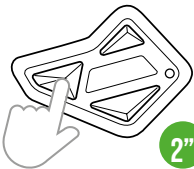
# MUSIC

## PLAY/PAUSE

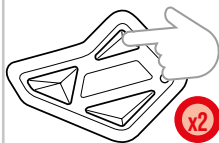
STATUS: UNIT ON AND PAIRED TO A PHONE



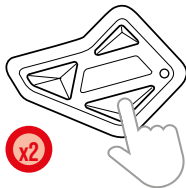
Select Music App



Keep pressed for 2 seconds  
Play/Pause



Press twice  
Next track



Press twice  
Previous track

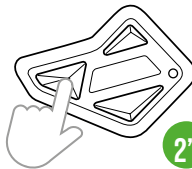
## MUSIC SHARE WITH PASSENGER

STATUS: UNIT ON AND PAIRED TO THE PHONE



Select Music App

Open intercom



Keep pressed for  
2 seconds



Music Share

**Note:** to stop the music share press the same button.

**Note:** you can only share music with a BTMINI version Q22 and following ones.



Midland World



To listen to the web radio download Midland  
Connect from App Store or Google Play

Scan the QR code to access the support page,  
update the software and find all info about BT  
Mini, including video tutorial and installation.

